

Smart Display 10" User Manual



2025.02 Version 1.0

Copyright © 2025 ePropulsion. All Rights Reserved

Acknowledgement

Thanks for choosing ePropulsion products, your trust and support in our company are sincerely appreciated. We are dedicated to providing high-performance electric outboards, electric outboards, sup/kayak motors, reliable lithium batteries and accessories.

Welcome to visit www.epropulsion.com and contact us if you have any concerns.

Using This Manual

Before use of the product, please read this user manual thoroughly to understand the correct and safe operations. By using this product, you hereby agree that you have fully read and understood all contents of this manual. ePropulsion accepts no liability for any damage or injury caused by operations that contradict this manual.

Due to ongoing optimization of our products, ePropulsion reserves the rights of constantly adjusting the contents described in the manual. ePropulsion also reserves the intellectual property rights and industrial property rights including copyrights, patents, logos and designs, etc.

This manual is subject to update without prior notice, please visit our website www.epropulsion.com for the latest version. If you find any discrepancy between your products and this manual, or should you have any doubts concerning the product or the manual, please visit www.epropulsion.com.

ePropulsion reserves the rights of final interpretation of this manual.

This manual is multilingual, in case of any discrepancy in the interpretation of different language versions, the English version shall prevail.

Symbols

The following symbols will help to acquire some key information.



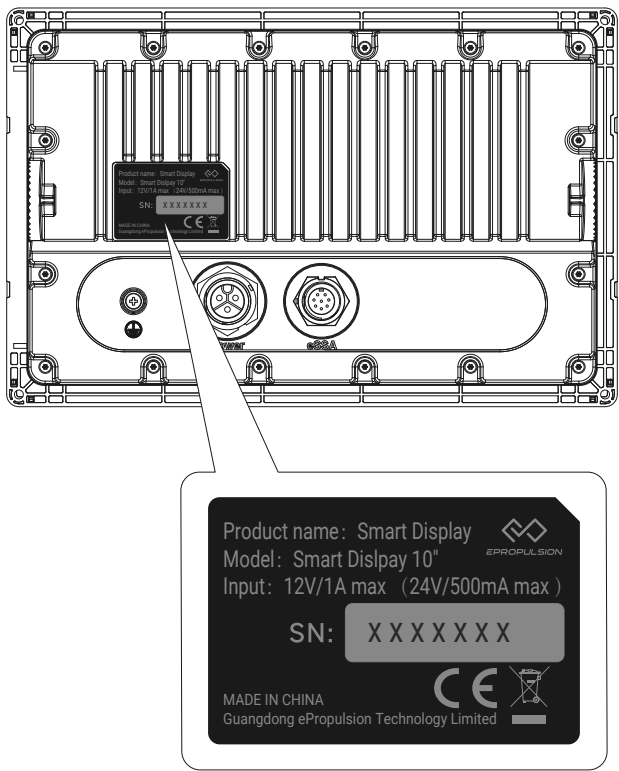
Important instructions or warnings



Useful information or tips

Product Identification




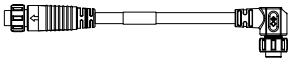



The picture below indicates the serial numbers of Smart Display 10". Please note the position of the serial numbers and record them for access to warranty service and other after-sale services.



1 Product Overview

ePropulsion Smart Display 10" is connected to the motor system by wire, displaying power, speed, battery level, et c., system information and setting the system function.

1.1 In the Package

Items	Qty./Unit	Figure
Smart display 10"	1 pcs	
Protective cover	1 pcs	
Mounting pad	1 pcs	
eSSA Communication Cable 1m	1 pcs	
Power cable 2m	1 pcs	
User manual, mounting guide, mounting template	1 set	
Screw	4 pcs	

1.2 Specifications

Net weight	Resolution	Input	Communication	Communication distance	Dimensions
1.1kg	1280X800	12V/24V	Wired	≤15m	260X170X53



Other accessories are not included in the package. Users can buy official accessories provided by ePropulsion from ePropulsion authorized dealers.



Save ePropulsion original package for transport and storage.

1.3 Important Notes

1. Only adults who have fully read and understood this manual are allowed to operate this product.
2. Check the function of the Smart display 10" before use.
3. Make sure the Smart display 10" is properly installed before use.
4. When the Smart display 10" is not in use, please use the protective cover to protect it.
5. Please keep away from sharp objects to avoid scratching the display.
6. When connecting to the power supply, attach the red wire to the positive terminal and the black wire to the negative terminal. Ensure not to reverse the connection.

1.4 Declaration of Conformity

We Guangdong ePropulsion Technology Limited, hereby, declares that this equipment is compliance with the applicable Directives and European Norms, and amendments.

Object of the Declaration:Product:

Product: Smart Display

Model: Samrt Display 5",Samrt Display 10"

The object of the declaration is in conformity with the following directives:

Electromagnetic Compatibility (EMC) 2014/30/EU

RoHS 2.0 Directive (RoHS) 2011/65/EU and 2015/863EU

Applied Standards:

EN 55032: 2015+A1: 2020

EN 55035: 2017+A11: 2020

IEC 62321-3-1:2013

IEC 62321-5:2013

IEC 62321-4: 2013+AMD1: 2017

IEC 62321-7-1: 2015

IEC 62321-7-2: 2017

IEC 62321-6: 2015

IEC 62321-8: 2017



Manufacturer

Name: Guangdong ePropulsion Technology Limited

Address: Room 801, Building 1, 11 Daxue Road, Songshan Lake, Dongguan, Guangdong Province, China

Signature:

A handwritten signature in black ink, appearing to read '陶师正' (Tao Shizheng), written in a cursive style.

Date: 2023.12.6

Shizheng Tao, Chief Executive Officer & Cofounder of
Guangdong ePropulsion Technology Limited

2 Preparations



Please refer to the mounting guide.

3 Function Description



Please refer to the function descriptions in the help options of the display settings.

4 Warranty

4.1 Terms of Warranty

Guangdong ePropulsion Technology Limited. ("ePropulsion") , China, warrants its products to be free of defects in material and workmanship under normal usage with proper installation and routine maintenance for a period of twenty-four (24) months from the date of delivery of invoice (the "Limited Warranty Period") . The Limited Warranty is provided to the first end customer of ePropulsion products ONLY. The Customer is entitled to free repair or replacement of defective or non-conforming parts. Any warranty claim must be made within six (6) months of discovery of issues as provided below.

If the Limited Warranty Period has expired, you can still enjoy maintenance services from dealers/distributors authorized by ePropulsion (the "ePropulsion Service Partners") who will endeavour to keep costs to a minimum.

In all warranty cases, ePropulsion will only bear the repair or replacement cost for items that are covered by the Limited Warranty. Any costs not covered by the Limited Warranty – such as those related to product installation, disassembly, transportation, financing, rental, etc – shall be borne by the customer alone.

Beyond the Limited Warranty, the Customer may have statutory rights in their jurisdiction according to applicable laws. Nothing in this Limited Warranty affects such rights. The Customer may have warranty claim rights arising from the purchase contract with ePropulsion Service Partners in addition to the rights granted by this Limited Warranty.

Products used for commercial or professional purposes*, even if only temporarily, are not covered by the Limited Warranty. Instead, the statutory warranty in your jurisdiction shall apply. You are encouraged to consult with ePropulsion Service Partners for applicable warranty and advice before engaging in such use.

*** Commercial/Professional Purposes include those where the product is used with the intention of making a profit, or high frequency, or very high-reliability requirements, etc.**

To keep your warranty valid, please note the following:

- Products without the original product label will not be covered by ePropulsion's Limited Warranty. Keep the product label intact and record the serial number from it. Never remove the label from the product;
- The Limited Warranty is not transferable and will not be reissued;
- The Limited Warranty may change from time to time. Please visit our website (<http://www.epropulsion.com>) for the latest version.

4.2 Scope of Warranty

ePropulsion may refuse a warranty claim if:

- The product is operated in contradiction to what is written in the user manual;
- Damage is caused by accident, misuse, dropping, improper care or storage, wilful abuse, physical damage, unauthorized repair;
- Water ingress is caused by external sources such as submersion, etc;
- Product has been modified, altered, dismantled, or had parts/accessories attached in any way not expressly permitted or recommended by ePropulsion;
- Due to failure of, or damage caused by, any 3rd party products;
- For items classed as consumable;
- Product has been purchased from unauthorized dealers or sellers;
- The problem is classed as normal wear and tear or routine servicing;
- Damage has been caused by improper packing or handling of the product during its return. The additional damage will be deemed out of warranty;
- Shipped incorrectly. The product contains lithium batteries classed as a UN9 hazardous item, and must be shipped in accordance with regulations in your jurisdiction. Non-compliance may result in warranty exclusion.

4.3 Limited Warranty Claim Procedures

The process shown below must be followed in order to make a Limited Warranty claim:

1. Contact your nearest ePropulsion Service Partner with details of the problem. They will advise if such defects are covered by the Limited Warranty or any additional rights you may have from your purchase.
2. Send the defective product to them (or the Service Partner they advise) together with Proof of 1 (st) -time (first time) Purchase (e.g., receipt, invoice, etc., with information of product

purchased and date of purchase) , the Confirmation of Online Warranty Registration, ex-factory Serial Number, etc. Note that all labels must be kept intact. Warranty claims will only be valid only when the information above is correct, genuine, and complete.

3. Make sure the product is properly packed during delivery, the original packaging is highly recommended.
4. The ePropulsion Service Partner will examine and diagnose the defective products to check the validity of the warranty claim..
5. If your warranty claim is accepted, the Product or its defective components/parts will be either repaired or replaced free of charge. Note that any delivery cost incurred in the process shall be borne by you.
6. If your warranty claim is rejected, a repair/replacement cost and fee with round trip delivery cost will be estimated and sent to you for confirmation. ePropulsion Service Partners will only begin the work after your written confirmation that you wish to proceed with the repair/replacement and will pay for it.

WARRANTY CARD

(In order to validate warranty, please fill in this form first and read the Warranty Policies.)

|| OWNER INFO. ||

Owner Name			
Address			
Phone		Email	

|| DEALER INFO. ||

Store Name			
Address			
Phone		Email	

|| PRODUCT INFO. ||

Date of Purchase (mm/dd/yyyy)	
Serial No.	



Webseite: www.epropulsion.de
E-Mail: service@epropulsion.de

Guangdong ePropulsion Technology Limited
Webseite: www.epropulsion.com
E-Mail: service@epropulsion.com